

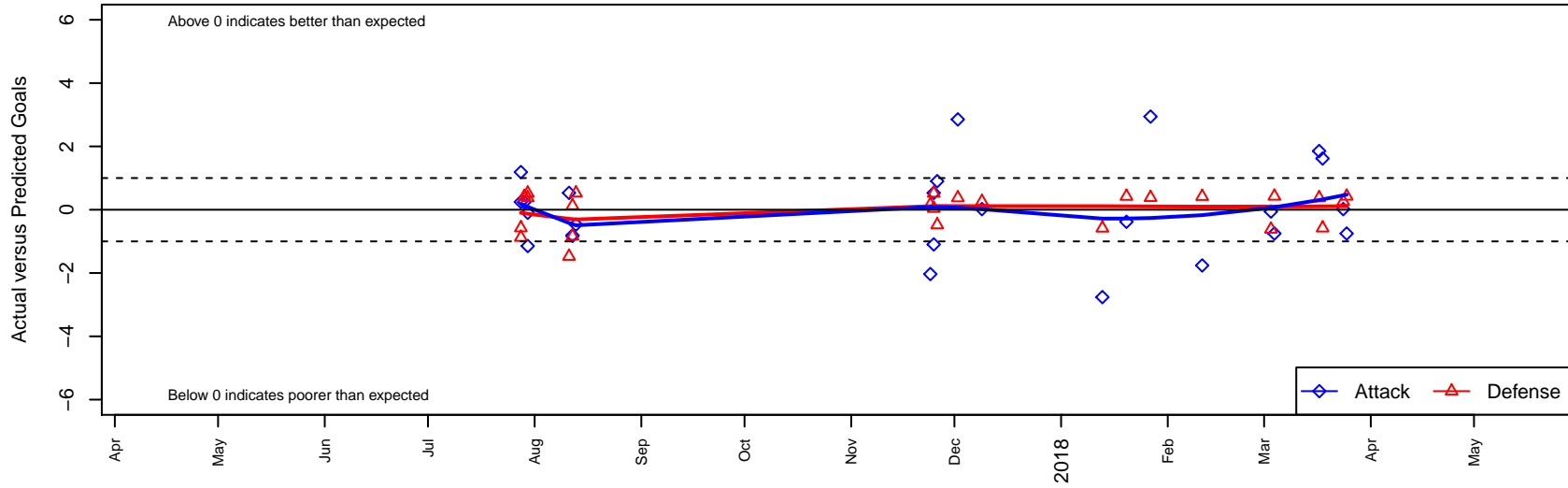
NSC Green Velocity G02

North Shore SC
 Woodinville, WA
 G02 total strength=1597
 attack=11.57 defense=21.75
 fall league = NPSL Div 1 (02) U16

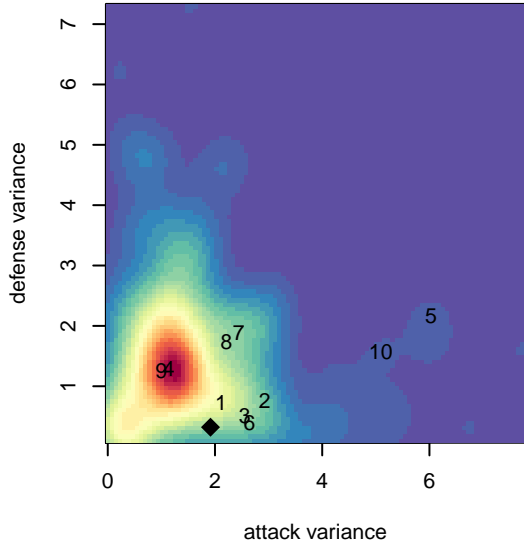
alt names used:
 NSC G02 Green Velocity
 NSC Velocity G02 Green
 NSC G02 Green Velocity

Venues played:
 2017 Crossfire Select U16 Gold
 2017 Eastside FC Cup GU16
 2017 Cranberry Cup U16-17
 2017 NPSL Division 1 (02) U16

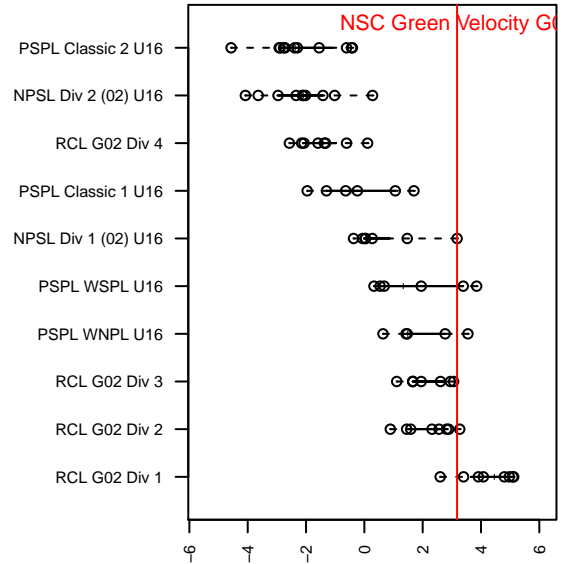
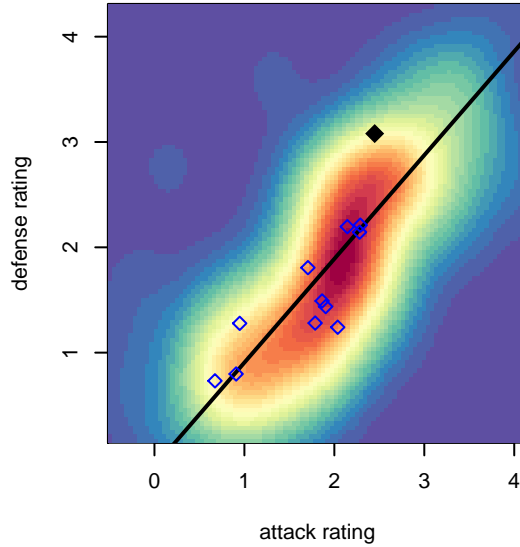
NSC Green Velocity G02
 Dots are actual minus expected GF (blue circles) and GA (red triangles).
 Blue line is smoothed change in attack strength. Red is smoothed change in defense strength.



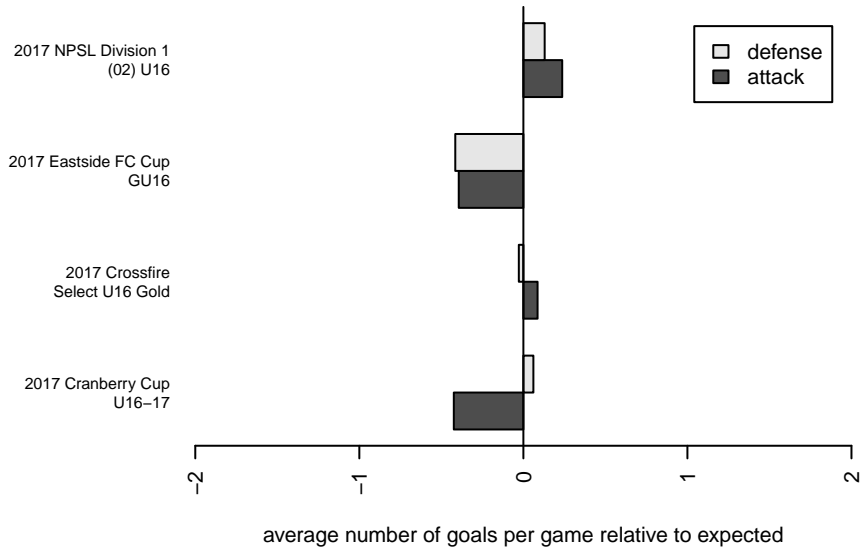
**attack and defense variance (black dot)
relative to other teams
and top 10 in region**



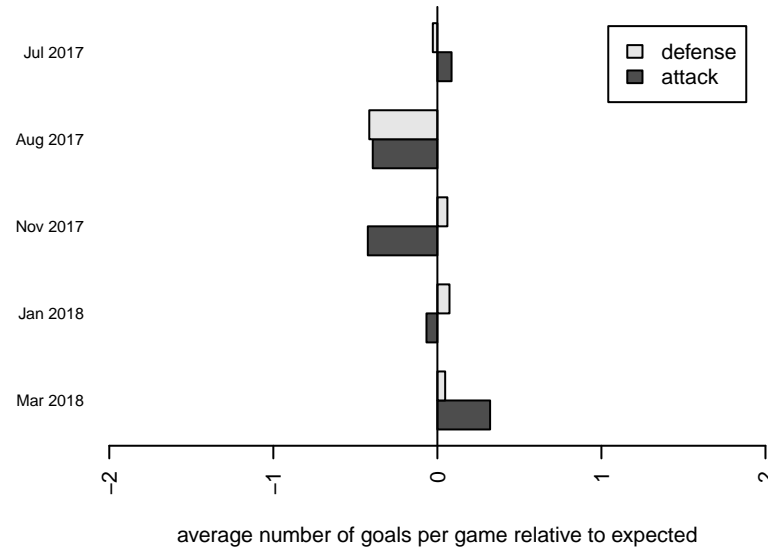
**attack and defense rating
relative to others at age
and all opponents in last 13 months**



Performance relative to 13 month average



Performance relative to 13 month average



date	home		away		venue	pred.home	pred.away
2018-03-25	Seattle United Shoreline Blue G02	0	NSC Green Velocity G02	1	2017 NPSL Division 1 (02) U16	0.42	1.75
2018-03-24	NSC Green Velocity G02	2	NK Fury G02	0	2017 NPSL Division 1 (02) U16	1.98	0.26
2018-03-18	PSA Force G02	1	NSC Green Velocity G02	5	2017 NPSL Division 1 (02) U16	0.42	3.38
2018-03-17	Crossfire Select Reibold G02	0	NSC Green Velocity G02	4	2017 NPSL Division 1 (02) U16	0.37	2.15
2018-03-04	NSC Green Velocity G02	1	Seattle United Shoreline Blue G02	0	2017 NPSL Division 1 (02) U16	1.75	0.42
2018-03-03	NSC Green Velocity G02	3	MIFC Thunder G02	1	2017 NPSL Division 1 (02) U16	3.06	0.38
2018-02-11	Crossfire Select Miller G02	0	NSC Green Velocity G02	1	2017 NPSL Division 1 (02) U16	0.42	2.76
2018-01-27	MIFC Thunder G02	0	NSC Green Velocity G02	6	2017 NPSL Division 1 (02) U16	0.38	3.06
2018-01-20	NSC Green Velocity G02	3	PSA Force G02	0	2017 NPSL Division 1 (02) U16	3.38	0.42
2018-01-13	NSC Green Velocity G02	0	Crossfire Select Miller G02	1	2017 NPSL Division 1 (02) U16	2.76	0.42
2017-12-09	NK Fury G02	0	NSC Green Velocity G02	2	2017 NPSL Division 1 (02) U16	0.26	1.98
2017-12-02	NSC Green Velocity G02	5	Crossfire Select Reibold G02	0	2017 NPSL Division 1 (02) U16	2.15	0.37
2017-11-26	NSC Green Velocity G02	2	FC Edmonds Black Ice G02	1	2017 Cranberry Cup U16-17	1.10	0.52
2017-11-25	NSC Green Velocity G02	0	FC Edmonds Black Ice G02	0	2017 Cranberry Cup U16-17	1.10	0.52
2017-11-25	Irish FC Gators G01	0	NSC Green Velocity G02	3	2017 Cranberry Cup U16-17	0.04	2.47
2017-11-24	NSC Green Velocity G02	2	NSC White Adrenaline G02	0	2017 Cranberry Cup U16-17	4.03	0.16
2017-08-13	GS Surf B G02	0	NSC Green Velocity G02	1	2017 Eastside FC Cup GU16	0.53	1.47
2017-08-12	Harbor Premier White G02	1	NSC Green Velocity G02	2	2017 Eastside FC Cup GU16	0.16	2.83
2017-08-12	NSC Green Velocity G02	4	MVP Marauders White G02	0	2017 Eastside FC Cup GU16	4.81	0.12
2017-08-11	GS Surf B G02	2	NSC Green Velocity G02	2	2017 Eastside FC Cup GU16	0.53	1.47
2017-07-30	NSC Green Velocity G02	1	FC Edmonds Black Ice G02	0	2017 Crossfire Select U16 Gold	1.10	0.52
2017-07-30	Crossfire Select Reibold G02	0	NSC Green Velocity G02	1	2017 Crossfire Select U16 Gold	0.37	2.15
2017-07-29	NSC Green Velocity G02	3	Crossfire Select Miller G02	0	2017 Crossfire Select U16 Gold	2.76	0.42
2017-07-28	Seattle United Shoreline Blue G02	1	NSC Green Velocity G02	2	2017 Crossfire Select U16 Gold	0.42	1.75
2017-07-28	NSC Green Velocity G02	6	MVP Marauders White G02	1	2017 Crossfire Select U16 Gold	4.81	0.12